



**GRANULAR ICE**

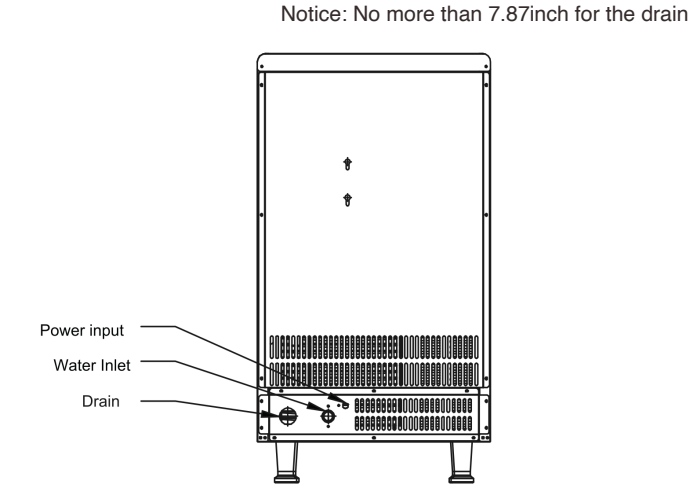
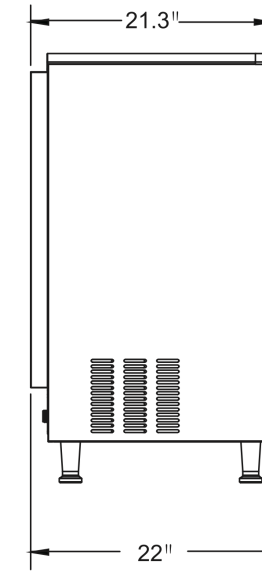
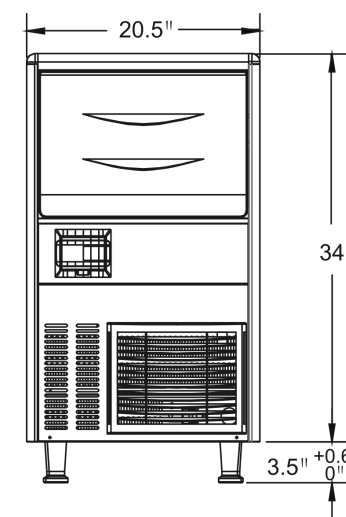


**STANDARD FEATURES**

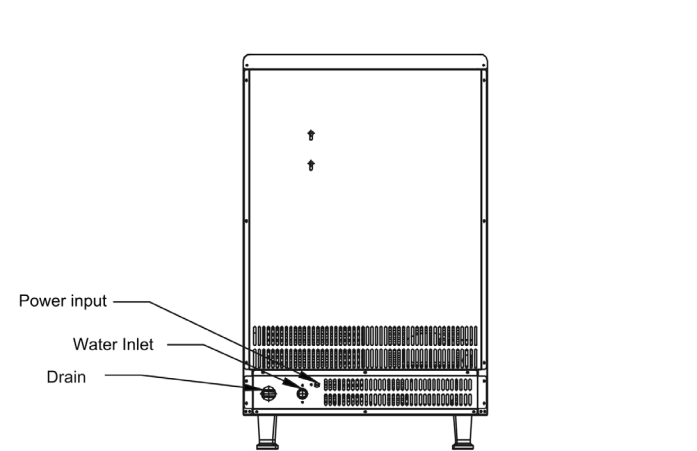
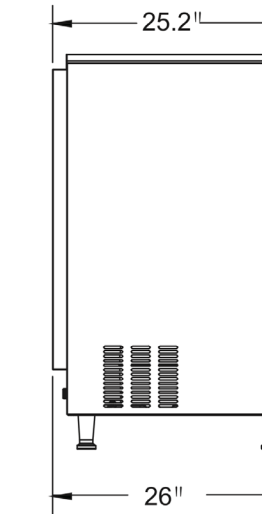
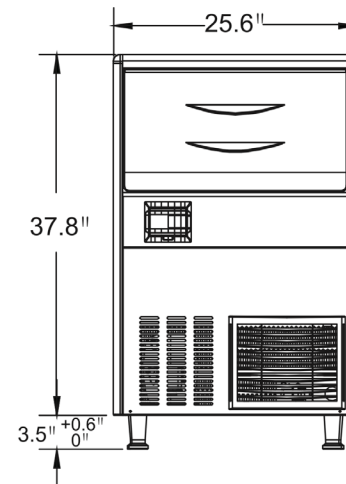
- Intuitive Diagnostics and Controls - For ease of maintenance, a built-in diagnostic system will identify problems that your ice machine may be having and will display the issue on the digital controller so it can be repaired accordingly.
- Stainless Steel Construction - Constructed of durable type 304 stainless steel with a polyethylene interior, HDS ice machines are built to last in the busiest commercial environments. They are also non-corrosive, making them ideal for settings that are high in moisture and humidity.
- Included Ice Scoop & Blue LED Lights - Included with each unit is an ice scoop and a hook to hang it on, so it is always within convenient reach when you need it. Blue LED Lights illuminate the interior of the ice bin, providing a clear view of the ice. This makes it easier to monitor ice levels and scoop out the ice.
- Adjustable Legs - With (4) 6" adjustable legs, you can level your machine on uneven surfaces and have plenty of room to clean under it.
- Side-Breathing with Rear Exhaust - The HDS ice machines are designed for side-breathing and rear exhaust, so you can avoid hot air being blown outward into your kitchen or service area.
- Included Single-Stage Water Filter - Included with each HDS ice machine is a single-stage water filter that will filter contaminants, and ensure your unit produces high quality ice.
- Air Cooled, Self-Contained Condensor
- Refrigerant Options - All models available in R404A refrigerant setup. Select models available in R290 refrigerant setup.
- Electrical Setup Options - All models with ice production capacity equal to or below 500 lbs/24 hrs are available in 110-120/60/1 or 208-240/50 or 60/1.



HDSIGV-130 / HDSIGV-200 / HDSIGV-256



HDSIGV-130 / HDSIGV-200



HDSIGV-256

MODEL	ICE PRODUCTION	ICE STORAGE	GROSS WEIGHT	POWER	DIMENSION
HDSIGV-130	60kg/132lbs/24h	20kg/44lbs	54kg/119lbs	400W	520 x 540 x 955mm / 20.5 x 21.3 x 37.6in
HDSIGV-200	90kg/198lbs/24h	20kg/44lbs	55kg/121lbs	495W	520 x 540 x 955mm / 20.5 x 21.3 x 37.6in
HDSIGV-265	120kg/264lbs/24h	50kg/110lbs	79kg/174lbs	545W	650 x 640 x 1050mm / 25.6 x 25.2 x 41.3in

sales@heavydutysystems.com

Ice Production Data at 70°F (21°C) ambient temp. and 50°F (10°C) water temp.